

Decorative Lighting



features: antern-shape mast luminaire in modern design | rounded canopy | clear or frosted PMMA diffuser | designed for post-top mounting | light control possible by available range of reflector inserts | made of die-cast aluminium or aluminium sheet | removable gear tray inserts | housing metallic grey powder coated | luminaires available in any customized colour | for elliptical high pressure sodium and mercury lamps

application: particularly suitable for lighting of squares, pedestrian precincts, open car parks, residential areas, side roads and parks | to be used for post top in single or multiple installations or for wall mounting | recommended mounting height from 3 to 5 meters

design: the luminaire is based on a modular system | strong post mounting element made of die cast aluminium for 76 mm spigot | optical enclosure made of UV-stabilised acrylic PMMA material | top cover and reflector canopy made of aluminium | canopy underside white powder coated, acting as reflector | replaceable electrical module includes the gear, lamp holder and optical reflector accessories | extremely weather-resistant finishing

light control with reflectors inserts to be ordered separately see accessories

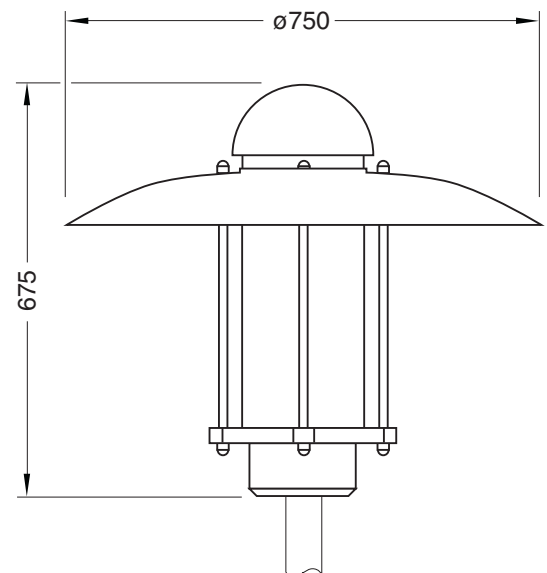



| Order No. | Description | Lamps | Weight |
|-----------------|--|---------------------------------|---------|
| 5NX 526 2-1CS28 | post top lantern City Light ELEGANCE with clear PMMA diffuser, aluminium canopy, complete with gear, p.f. corrected, Siteco metallic grey without optical elements | 1 x 80/125W HME elliptical lamp | 12.1 kg |
| 5NX 526 2-1MS28 | post top lantern City Light ELEGANCE with clear PMMA diffuser, aluminium canopy, complete with gear, p.f. corrected, Siteco metallic grey without optical elements | 1 x 50/70W HSE elliptical lamp | 12.1 kg |
| 5NX 526 2-1NS28 | post top lantern City Light ELEGANCE with clear PMMA diffuser, aluminium canopy, complete with gear, p.f. corrected, Siteco metallic grey without optical elements | 1 x 100W HSE elliptical lamp | 12.8 kg |
| 5NX 526 2-1CS68 | post top lantern City Light ELEGANCE with frosted PMMA diffuser, aluminium canopy, complete with gear, p.f. corrected, Siteco metallic grey | 1 x 80/125W HME elliptical lamp | 12.1 kg |
| 5NX 526 2-1MS18 | post top lantern City Light ELEGANCE with frosted PMMA diffuser, aluminium canopy, complete with gear, p.f. corrected, Siteco metallic grey | 1 x 50/70W HSE elliptical lamp | 12.1 kg |
| 5NX 526 2-1NS68 | post top lantern City Light ELEGANCE with frosted PMMA diffuser, aluminium canopy, complete with gear, p.f. corrected, Siteco metallic grey | 1 x 100W HSE elliptical lamp | 12.8 kg |

* other RAL colours on request



1. housing aperture with interesting night-time effect
2. CITY LIGHT ELEGANCE with frosted diffuser





1. Circular fan-shaped reflector
2. anti glare ring

spare parts & accessories:

| Order No. | Description | Size | Weight |
|---------------|--|----------------|--------|
| 5NA 520 0-0XS | circular fan-shaped reflector for glare limitation, anodised plastic, complete | 180 x 170 mm | 0.3 kg |
| 5NA 520 0-2XS | circular fan-shaped reflector with shielding on housing side, anodised plastic, complete | 180 x 170 mm | 0.4 kg |
| 5NA 520 0-3XS | anti glare ring, aluminium | 180 x 170 mm | 0.3 kg |
| 5NX 526 0-0XG | optical enclosure / tubular diffuser, clear transparent PMMA | D 200 x 495 mm | 0.8 kg |
| 5NA 526 0-1XG | optical enclosure / tubular diffuser, frosted PMMA | D 200 x 495 mm | 0.8 kg |

technical data:

rated voltage: 230 or 240V,50Hz
(othervoltage available onrequest)

circuit arrangement: p.f. corrected

ambient temperature: -20°C...+40°C

protection class: IP 54

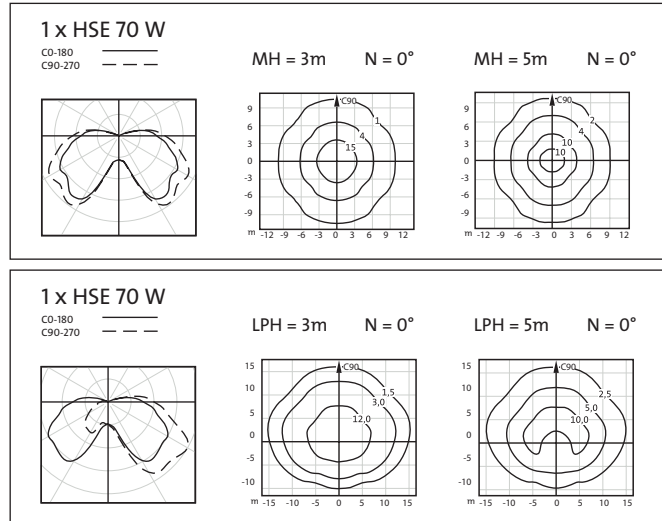
windage area: 0.16m²

installation:

easy mounting of the post-top with attached electrical module (76 mm spigot) by three M8 screws, self-centering | electrical connection by a screw terminal for wire cross section up to 4.0 mm² | insert of the diffuser | crewing of the cover by one centre screw

service and maintenance:

easy access for lamp replacement and periodic maintenance through the crewed on top cover and the removable diffuser | no tooling required



logistic:

the luminaire modules are packed in two carton boxes | the cartons may be loaded individually or stacked on pallets | for delivery of larger quantity few canopies and diffusers may be packed together

| | |
|--|---------------|
| | carton |
| 800 x 800 x 100 mm (l x w x h) 220 x 220 x 600 mm (l x w x h) | |

| | |
|---------------------|---------------|
| | weight |
| 14.0 kg (2 cartons) | |

| | |
|--------------|---------------|
| | pallet |
| 6 - 10 units | |

| | |
|--|------------------|
| | container |
| 20' : 11 pallets, 110 units 40' : 22 pallets, 220 units | |